

# Christian Practices Survey Report: August 2022

This survey was conducted mid-service on Sunday, August 21, 2022 at Park Church as a part of our annual Mission series. Responses were collected anonymously through an online form and paper response sheets. This report exists to make the results accessible to our congregation for discussion and growth.

## TABLE OF CONTENTS

OVERVIEW	3
Why did we do this survey?	
Who took the survey?	
ALL-PRACTICES COMPARISON	4
More-Frequent Practices	
Less-Frequent Practices	
INDIVIDUAL PRACTICES	
More-Frequent Practices	5
Less-Frequent Practices	6



# Overview

## WHY DID WE TAKE THIS SURVEY?

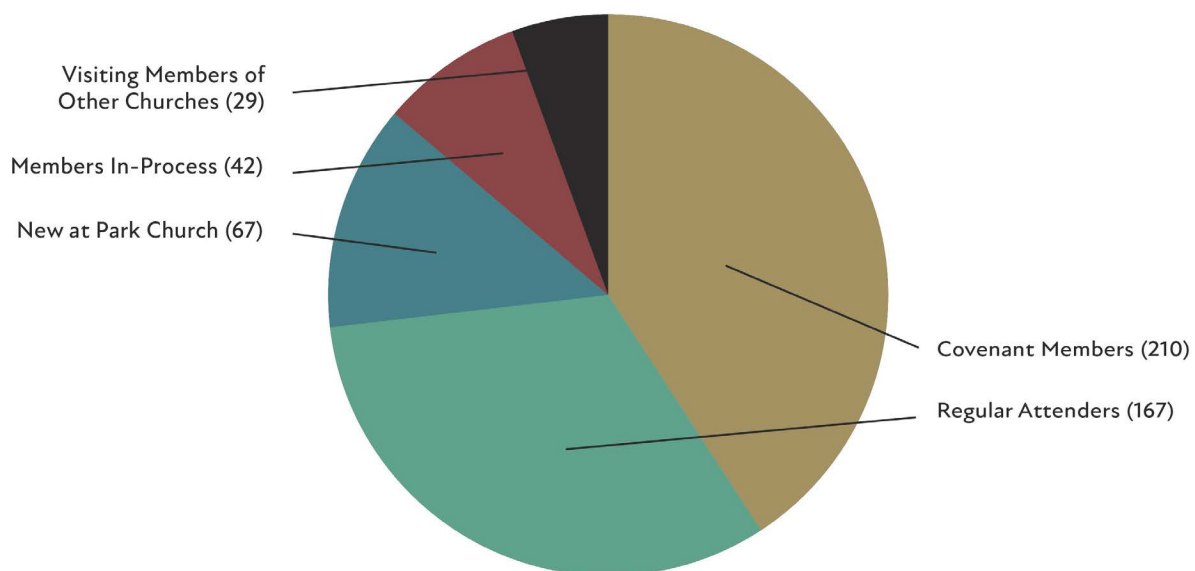
Each year at Park Church, we take several Sundays at the end of summer to rehearse and renew vision for our mission as a church: to make disciples of Jesus for the glory of God and the joy of all people. This year, we sought to clarify what we believe it means to be a “disciple of Jesus”—someone who has been reconciled to God by grace and who is learning to be with Jesus and follow His way of life.

To truly be with Jesus and follow His way of life, participation and intentionality are required. While not ultimate, salvific, or “points earning” before our Father in heaven, Christian practices like reading the bible, serving others, attending Sunday worship, and fasting are examples of ways we can leverage our time and attention for discipleship to Jesus.

However, as our staff team prepared for this series and its emphasis on the Christian practices, we realized that we didn’t know who exactly we were planning to discuss all this with. Where did our people fall in terms of familiarity with Christian practices? Gathering and discussing this information is **only the first step**—we look forward to walking forward together now that we know where we stand.

## WHO COMPLETED THIS SURVEY?

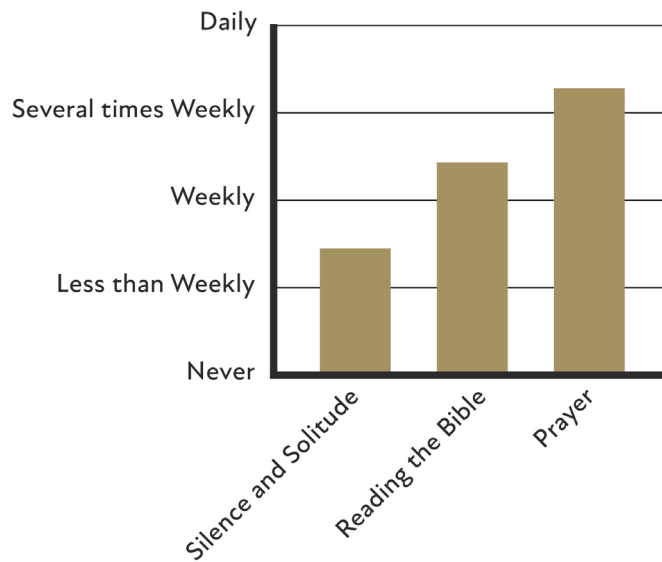
There were **526 responses** to the survey between the attendees of the 9am and 11am services on Sunday, August 21. The responders identified with Park Church in the following ways:



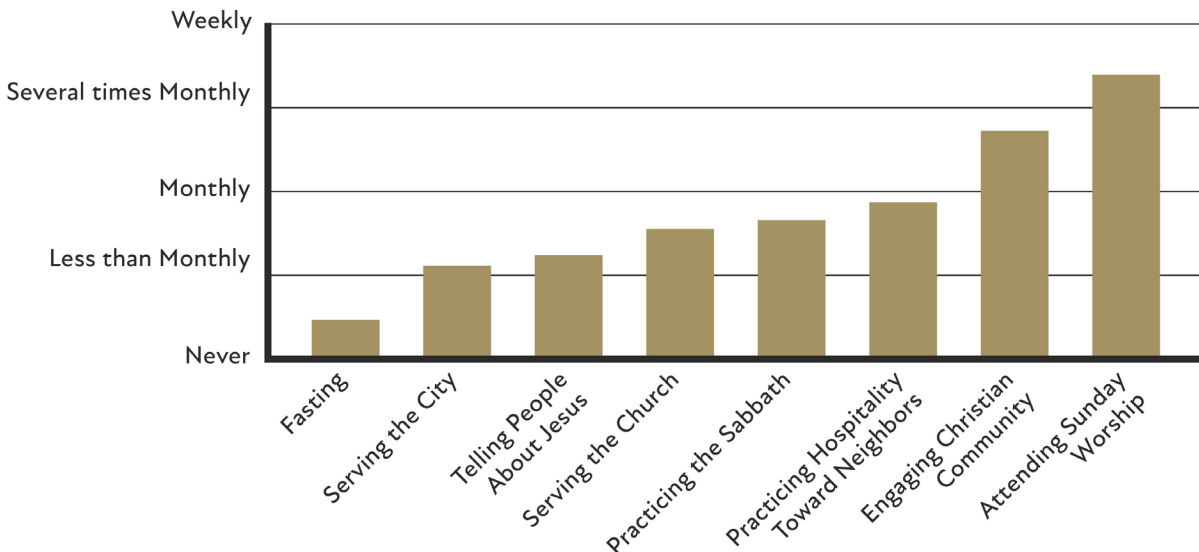
# ALL-PRACTICES COMPARISON

From least-practiced to most-practiced, here is a side-by-side comparison of all 11 practices we surveyed for, grouped by (1) practices usually observed between weekly and daily (here called “more-frequent practices”), and (2) practices usually observed between weekly and monthly (here called “less-frequent practices”).

## MORE-FREQUENT PRACTICES (526 Survey Responses)



## LESS-FREQUENT PRACTICES (526 Survey Responses)

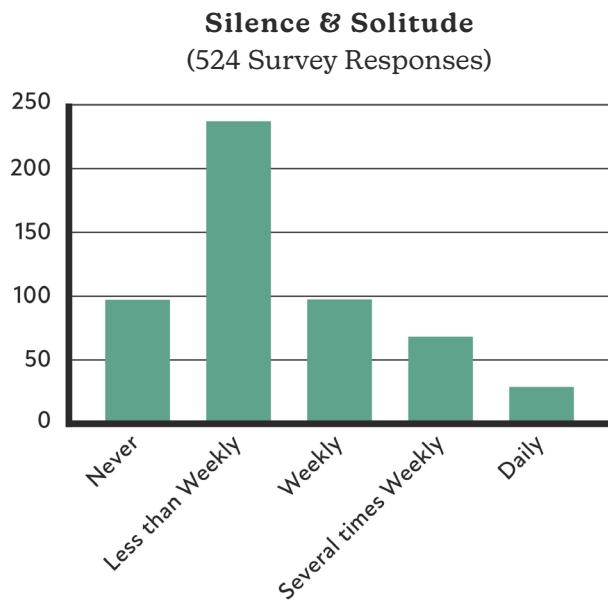
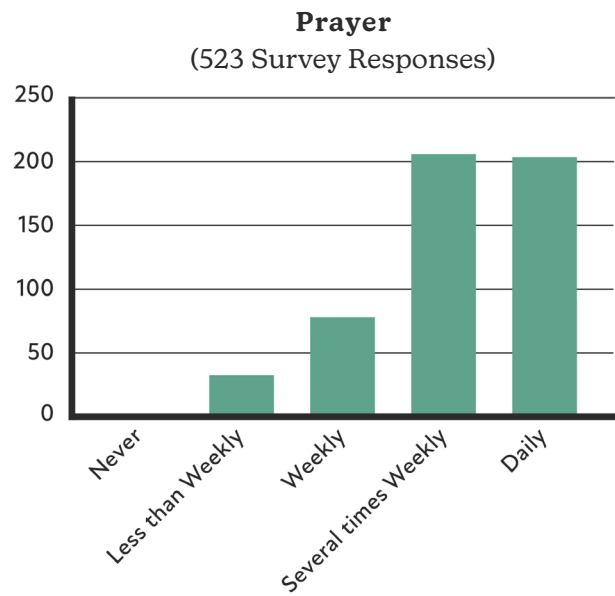
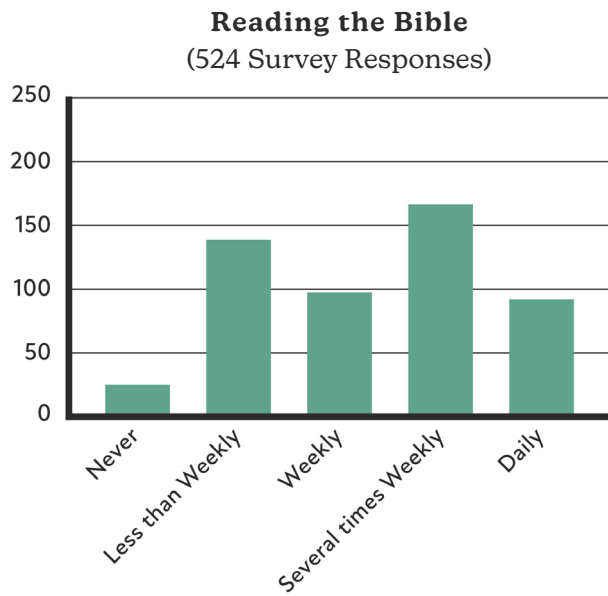


# INDIVIDUAL PRACTICES

Grouped by answer, here are the individual results for each of the 11 practices we surveyed for. The first three graphs come from the “More-Frequent” Practices category (see the previous page). The eight graphs thereafter come from the “Less-Frequent” Practices category.

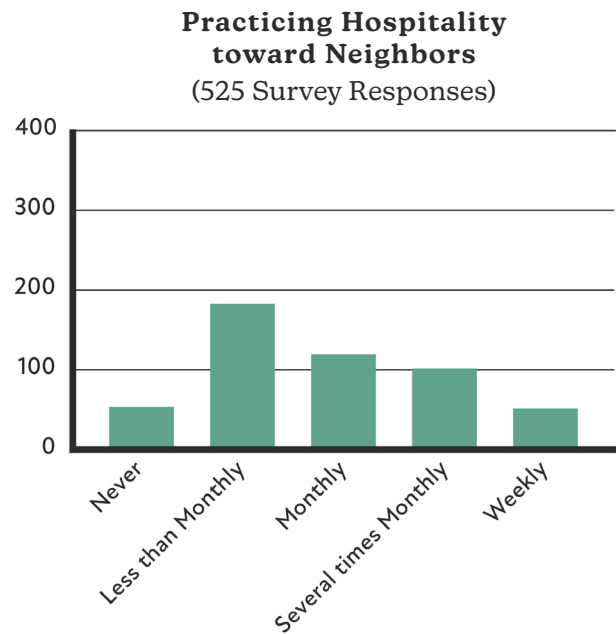
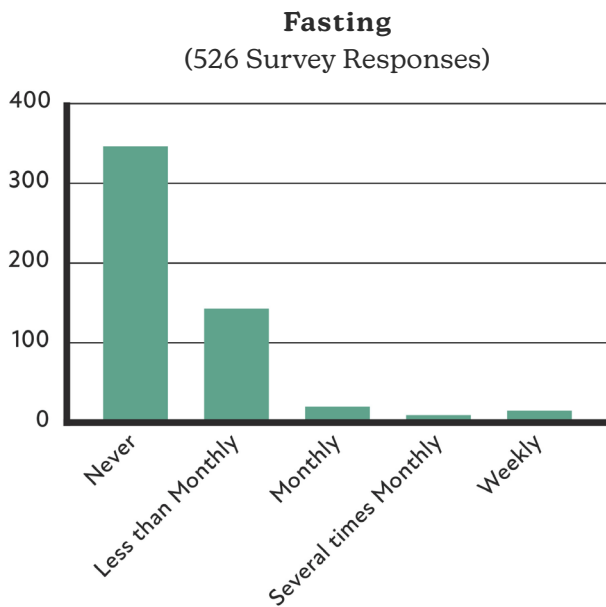
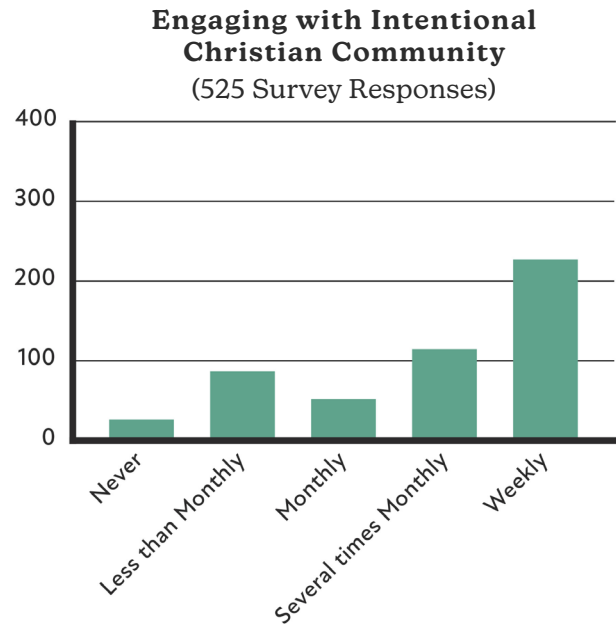
Please note that the scale changes slightly between the first three graphs (where lines show increments of 50) and the next eight graphics (where lines show increments of 100). This helps visualize the differences in the data, which was much more pronounced for the “Less-Frequent” Practices.

## MORE-FREQUENT PRACTICES



# INDIVIDUAL PRACTICES (CONT.)

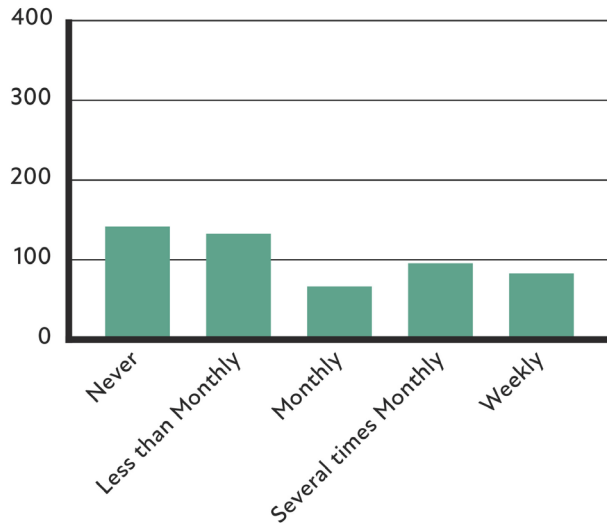
## LESS-FREQUENT PRACTICES



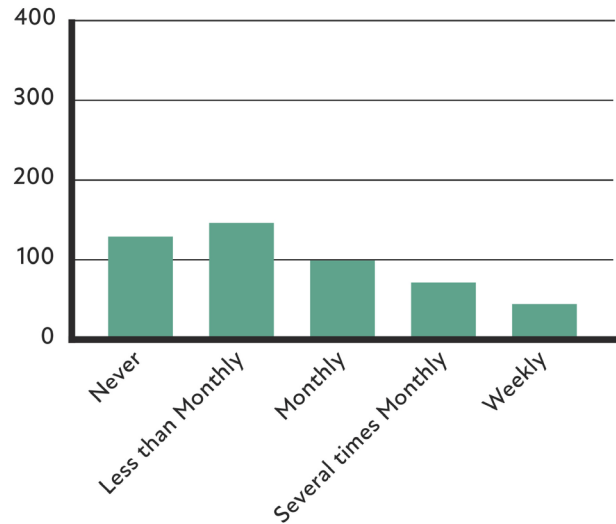
# INDIVIDUAL PRACTICES (CONT.)

## LESS-FREQUENT PRACTICES

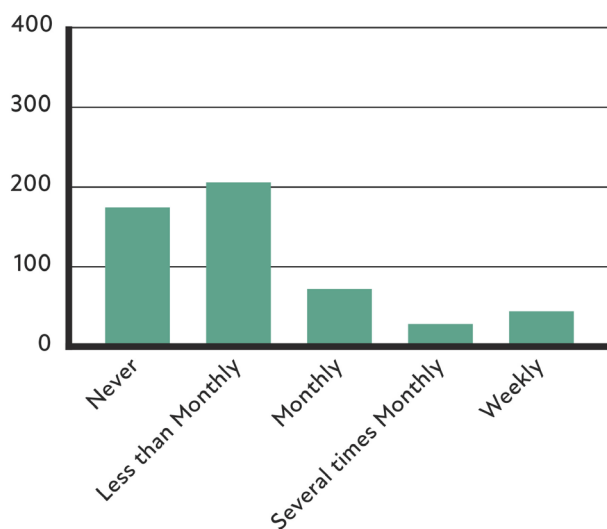
**Practicing the Sabbath**  
(524 Survey Responses)



**Serving the Church**  
(524 Survey Responses)



**Serving the City**  
(526 Survey Responses)



**Telling People about Jesus**  
(525 Survey Responses)

